

Community Meetings & Calendar

- [EdgeX Group Calendars](#)
- [Subscribing to the EdgeX Group Calendars](#)
- [Zoom Bridge Overview](#)
- [Zoom Bridge Errors](#)
- [Requesting / Changing / Canceling a Meeting](#)
- [Scheduling/Managing Meetings in Group Calendars](#)
- [Alternate Meeting Host & Recording Privileges](#)
- [Step-by-Step Guide for Launching Meeting](#)
- [List of Group Calendars Meeting Moderators](#)
- [List of Alternate-Hosts for Zoom Meetings](#)

EdgeX Group Calendars

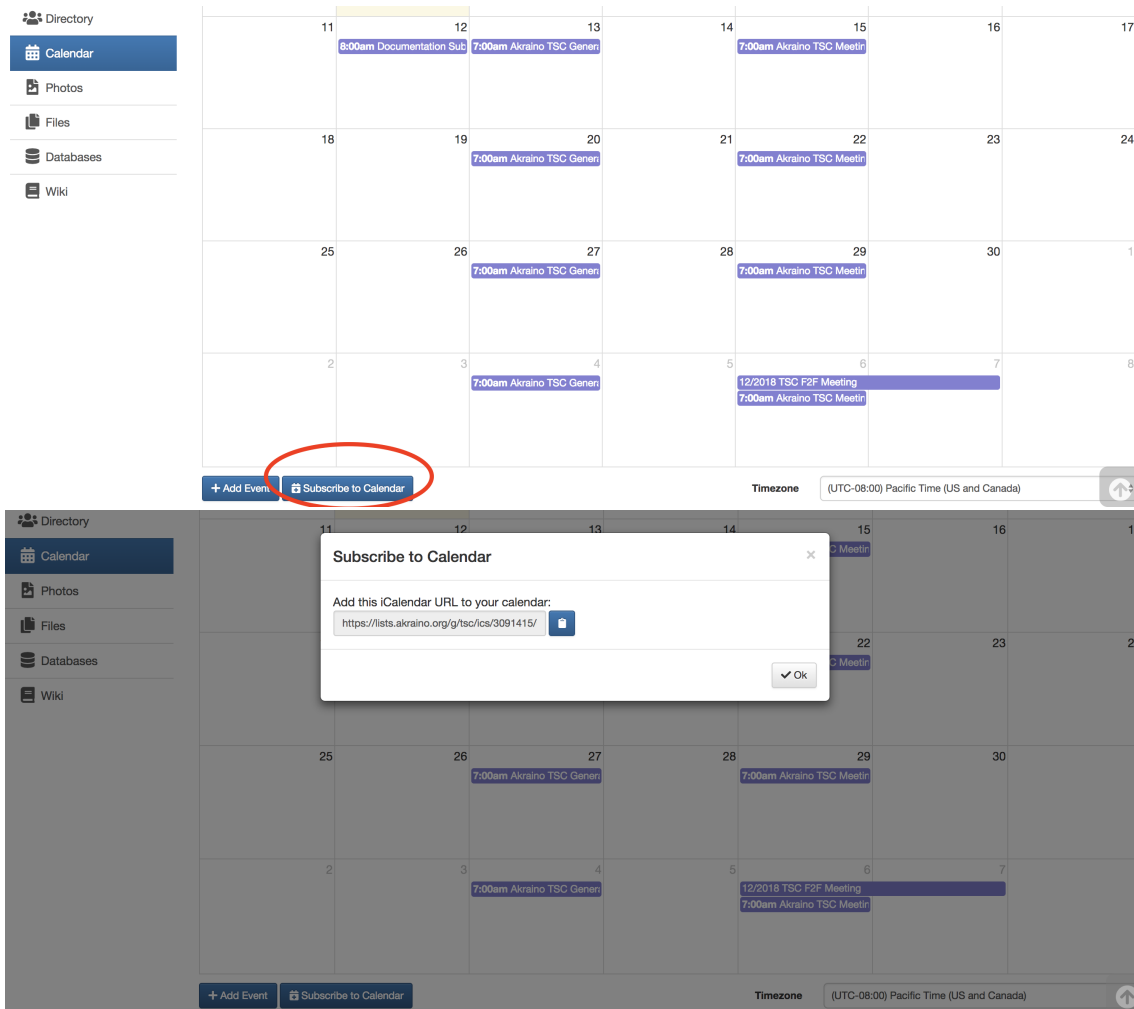
Group calendars are managed within [EdgeX Groups.io](#) mail lists with each sub-group (mail list) having a unique calendar. Meeting invites from these group calendars are sent to the applicable sub-group mail list. In order to see the various group calendars you must:

- Be logged into [EdgeX Groups.io](#)
 - Be subscribed to the sub-group mail list you're interested in
 - Thereafter, you will see all the calendars for the sub-groups you subscribe to under your [EdgeX Groups Calendar](#) page in [Groups.io](#) OR
 - You can view all group calendars from all mail lists (regardless of whether you are a member of the mail list sub-group or not) in the [EdgeX TSC Group Calendar](#) section of the EdgeX Wiki.
-

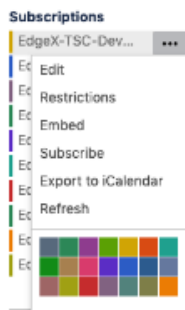

Subscribing to the EdgeX Group Calendars

You can directly subscribe to the EdgeX Group Calendars to stay in sync with meetings and events. There are two options available, both require that you be logged in:

- **Option 1:** You can subscribe within [EdgeX Groups Calendar](#) in Groups.io for all the sub-groups you belong to or individually by sub-group calendar
 - Scroll down below the calendar itself
 - Click on the "Subscribe to Calendar" button
 - Copy the iCal link from the pop up
 - Add it as a subscribed calendar to your preferred mail tool



- **Option 2:** You can subscribe from the [EdgeX TSC Group Calendar](#) section of the EdgeX Wiki
 - Click on the "... " section of the group calendar



- Click "Subscribe" for a list of options based on your preferred mail tool
- Follow the instructions to add the group calendar as a subscribed calendar to your preferred mail tool
- Alternatively, you can select the "Export to iCalendar" option

Zoom Bridge Overview

The LF currently provides 2 general use Zoom meeting accounts for the EdgeX community. Additional Zoom meeting accounts can be requested for the project as the project scales. These shared Zoom accounts are administered by the LF team, but usage is ultimately managed by the EdgeX community. Please carefully review the following:

- Wherever and whenever possible Zoom meeting bridges will be distributed across the different EdgeX accounts with buffers on either side of the scheduled meeting to avoid conflicts
- **IF YOU ARE A HOST PLEASE LOG OFF OF THAT ZOOM HOST ACCOUNT WHEN YOUR MEETING IS OVER**
- Meeting IDs are good for a specific day and time-slot only
- DO NOT use an assigned meeting bridge to start a meeting at a different date or time, otherwise you will cause conflicts for other scheduled meetings
- DO NOT log into a different meeting using the same Host account, otherwise you will cause conflicts for other scheduled meetings

Zoom Bridge Errors

- **If you receive the error, "The meeting host is attending another meeting" or similar message:**
 - A previous meeting using that Host account is still in progress and did not end as scheduled
 - The Host forgot to end the Zoom session and someone is still connected to the bridge
 - Someone has used that Host account to start a meeting outside of the assigned time-slot
 - Someone is using that Host account to attend another Host's meeting in progress
- **If you cannot get into your meeting because the host Zoom account is in use:**
 - Send an email to meeting-hosts@lists.edgexfoundry.org indicating that you are having an issue with a specific meeting Host
 - The email will be distributed to the complete list of alternate users that have Host privileges for EdgeX Zoom accounts/bridges
 - The LF is not responsible for intervening or setting up an emergency bridge in the event of an EdgeX Zoom bridge conflict, however will assist if when possible

Requesting / Changing / Canceling a Meeting

Those with prior approval for Alternate Meeting Hosts & Recordings (see below) AND Scheduling/Managing Meetings in Groups Calendars (see below) do not need to follow this process.

For all others, to request a new meeting to be set up or change/cancel an existing meeting:

- A ticket must be created by emailing meeting-requests@lists.edgexfoundry.org with the following information included as applicable:
 - Meeting Name
 - Day/Date
 - Time & Timezone
 - Duration for Meeting
 - Recurring or One-Time Bridge Required
 - Alternate Meeting Host & Recording Privileges Required (Important: Read more about this item below)
 - Any additional comments you believe are relevant to your request

Note: A minimum of 2 business days lead time is required to review and complete requests.

Scheduling/Managing Meetings in Group Calendars

The LF can set up individuals from the community with privileges to schedule and manage meetings in the EdgeX Group Calendars (via the applicable [Groups.io](#) sub-group) provided the following criteria is met.

Group Calendars Meeting Management Privileges Requirements:

- Privileges are only granted to Chairs/Co-Chairs for EdgeX TSC and Sub-Committees, Working Group Chairs, or Community Coordinators
- You must be the designated with the role above on the applicable group Wiki page
- You must request privileges by emailing meeting-requests@lists.edgexfoundry.org and include the applicable [EdgeX Groups.io](#) sub-group you'll be coordinating the meeting within
- Once approved you will be added as a moderator for the applicable [EdgeX Groups.io](#) sub-group with permissions to add/update/cancel/delete meetings

After you have been granted Group Meeting Management Privileges, to create/update a meeting follow these steps:

- Visit the [EdgeX Group Calendar](#) within the [EdgeX Groups.io](#) instance.
- Scroll to the bottom of the group calendar, select Add Event, and choose the applicable sub-group you are trying to create a new meeting for (such as [tsc@lists...](#) or [process@lists...](#), etc.). The sub-groups you belong to will be displayed along with those you have privileges for.
- Fill in the fields for:

- *Event Name*, enter descriptive name for your meeting.
- *Start and End Times*, enter the details noting the Timezone, selecting All Day if applicable.
- *Event Repeats*, select if applicable, and enter the additional details.
- *Location*, this will be the EdgeX Zoom link (which you will need to have previously set up, see Alternate Meeting Host & Recording Privileges info below).
 - You must be very careful to not overlap EdgeX Zoom account meetings, you can view all the meetings within the [EdgeX TSC Group Calendar](#) section of the Wiki.
- *Organizer Email*, this will be the sub-group mail list (such as tsc@lists... or process@lists..., etc.).
- *Organizer Phone*, is optional.
- *Event Color*, this will be the color noted for the EdgeX Zoom account you are using for the meeting (such as EdgeX Working Group 1 being purple in group calendar), color designations for each EdgeX Zoom account are available [here](#).
- *Description*, this will be the relevant meeting details. It is recommend to enter the following:
 - Summary of the meeting purpose
 - Meeting lead name
 - Wiki page for reference
 - Full Zoom details
- *Request RSVP*, select this item to ensure that guests can provide a response to your meeting (Will Attend, Will Not Attend, and Not Sure). This will also allow you to see the responses within the meeting invite.
 - Max Number of Attendees, can be left at 0, which means unlimited.
 - Additional Information Requested From Attendees, is optional (such as in person attendance vs via Zoom), this will be asked on the RSVP page.
 - Note To Send Attendees, is optional (such as a thank you for the RSVP and a pointer to a wiki page for more information).
- *Reminders*, set this up for automatic email reminders to be sent to the applicable mail list regarding the meetings.
 - A 1 day before and 10 minutes before reminder is suggested as a standard, leave as Send As Normal Message.
- *Notifications*, you must select Send Invite To Group in order for the invite to be sent to the applicable sub-group.
 - Leave Send Notice To Group When Event Happens unchecked as it is not a necessary notification in most cases.
- *To Update a Meeting*, click on the event you are updating and select Edit Event and make the applicable changes.
 - Select Update Event to save the changes and ensure you choose the update to reflect on Only This Event or All Meetings as applicable.
 - The meeting update will be reflected in the meeting subscription with the next automatic update.
- *To Cancel/Delete a Meeting*, click on the event you are updating and select Edit Event, scroll to the bottom of the Event and click on Delete Event.
 - You'll need to select either Only This Event or All Meetings as applicable here as well.
 - The meeting update will be reflected in the meeting subscription with the next automatic update.
- *Courtesy Email*, as a meeting lead it is a best practice to email the applicable sub-group with a note about any new meetings available, any meeting changes, or meeting cancellations.

Alternate Meeting Host & Recording Privileges

Recordings cannot occur unless someone registered as the Zoom Host account is physically connected to the meeting using that account. The LF can set up individuals from the community with host credentials provided the following criteria is met.

Meeting Host & Recording Privileges Requirements:

- Privileges are only granted to TSC Members, Sub-Committee Chairs, Working Group Chairs, or Community Coordinators
- You must request by emailing meeting-requests@lists.edgexfoundry.org
- Recordings will automatically be saved to the cloud
- The host has the responsibility for adding the hyperlink to the recording file to the applicable [TSC Wiki](#) page
- Please do not record live video; only slides, audio and general presentation. Should cloud storage become an issue, we will need to move toward the model of recording on your computer, uploading to Google Drive, then hyperlinking to the recorded file.

All approved hosts will be added to the meeting-hosts@lists.edgexfoundry.org mail list for meeting troubleshooting and questions.


Step-by-Step Guide for Launching Meeting

Login:

1. Go to <https://zoom.us/signin> to sign in:

Sign In

Email address

Password

[Forgot password?](#)

Stay signed in

2. Choose "Meetings" from the menu on the left
3. Find your meeting on the list (usually the top one) and click the "Start" button to launch your meeting
4. After the meeting has started, make sure the meeting shows as recording
5. You can pause and resume if necessary and the recording will be saved as a contiguous stream
6. Stop the recording when you are finished. The recording will also stop when you close the window.
7. Brett will receive notification when the meeting recording is available and will post to your Wiki. If you do not see the recording within 24 hours, feel free to email Brett, or log back into Zoom and access the recording link via xyz

List of Group Calendars Meeting Moderators

Please see above for Group Calendar Meeting Management Privileges Requirements.

Sub-Group Mail List Calendar	Moderators
TSC	Keith Steele Jim White Michael Hall
Applications WG	Janko Isidorovic
Core WG	Trevor Conn
Device Services WG	Steve Osselton
DevOps WG	James Gregg
QA/Test WG	Andrew Foster
Security WG	Jim White
Systems Management WG	Jim White
Vertical Solutions WG	Moonki Hong Brad Corrian

List of Alternate-Hosts for Zoom Meetings

Please see above for Alternate-Host Privilege Requirements. All approved alternate-hosts will be added to the meeting-hosts@lists.edgexfoundry.org mail list for meeting troubleshooting and questions, see above.

Bridge Host	Alternate Host
EdgeX Working Group 1 (purple in group calendar)	Janko Isidorovic Andrew Foster James Gregg Trevor Conn Jim White Keith Steele Michael Hall
EdgeX Working Group 2 (mulberry in group calendar)	Steve Osselton Moonki Hong Brad Corrian Michael Hall